

Rural Dental Care

Senate Majority Policy Committee

June 18, 2025

Kaitlyn Goode

Data Visualization Specialist

Laura R. Dimino, Ph.D.

Assistant Director

Center for Rural Pennsylvania

www.rural.pa.gov



Center for Rural Pennsylvania

**Legislative research agency of the Pennsylvania General Assembly
(Act 16, 1987 & Act 12, 2009)**

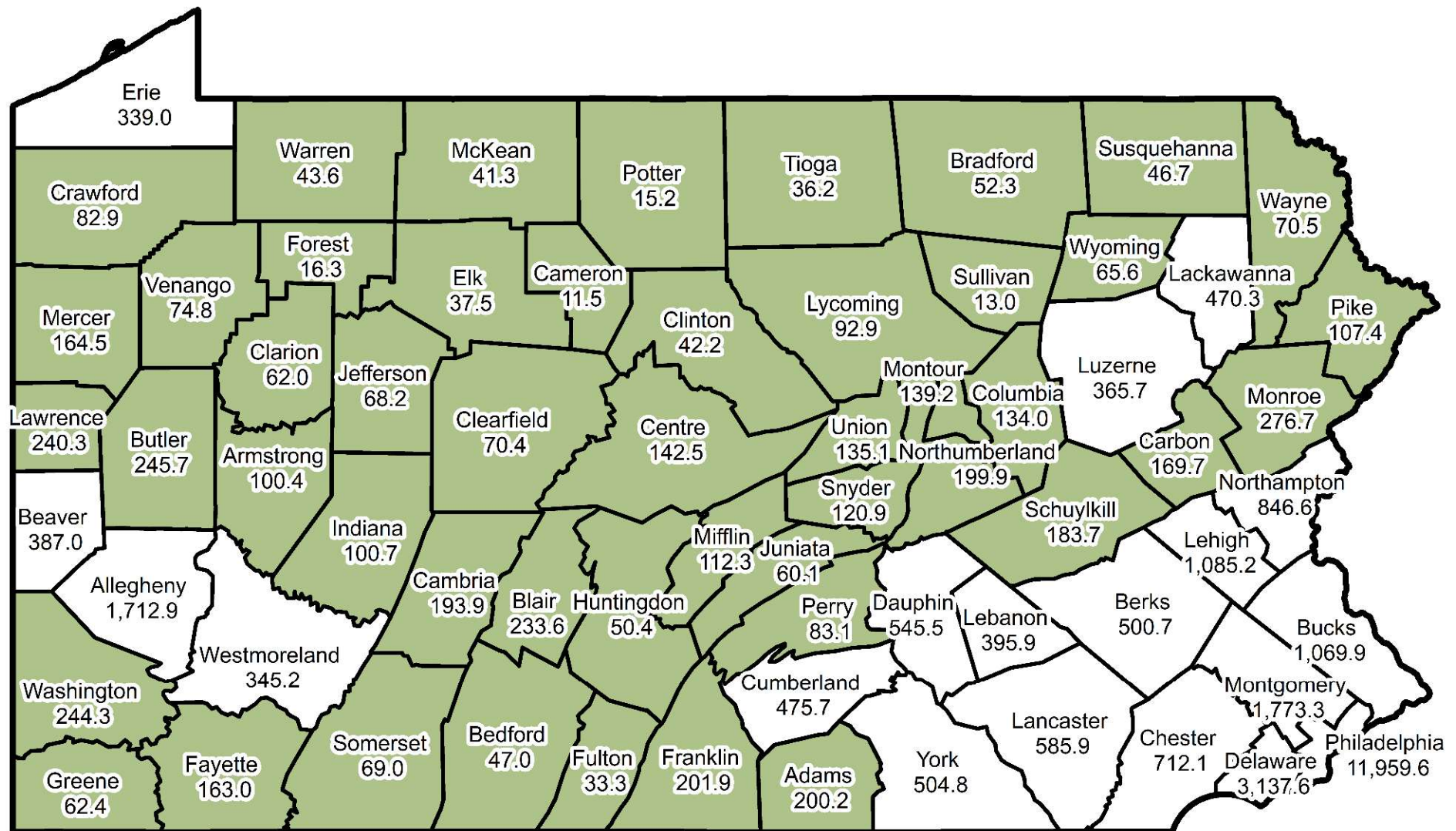
Mandates

- Administer grants to conduct research on rural conditions.
- Maintain a database on rural conditions and needs.

Recent Legislative Hearings:

Rural Hospital and Health Care Sustainability, Rural Population Change, Child Care Access in Rural Pennsylvania, Opioid and Substance Use Disorder Crisis in Pennsylvania, Advancing Rural Mental Health Awareness and Support

Pennsylvania Rural and Urban Counties, 2020



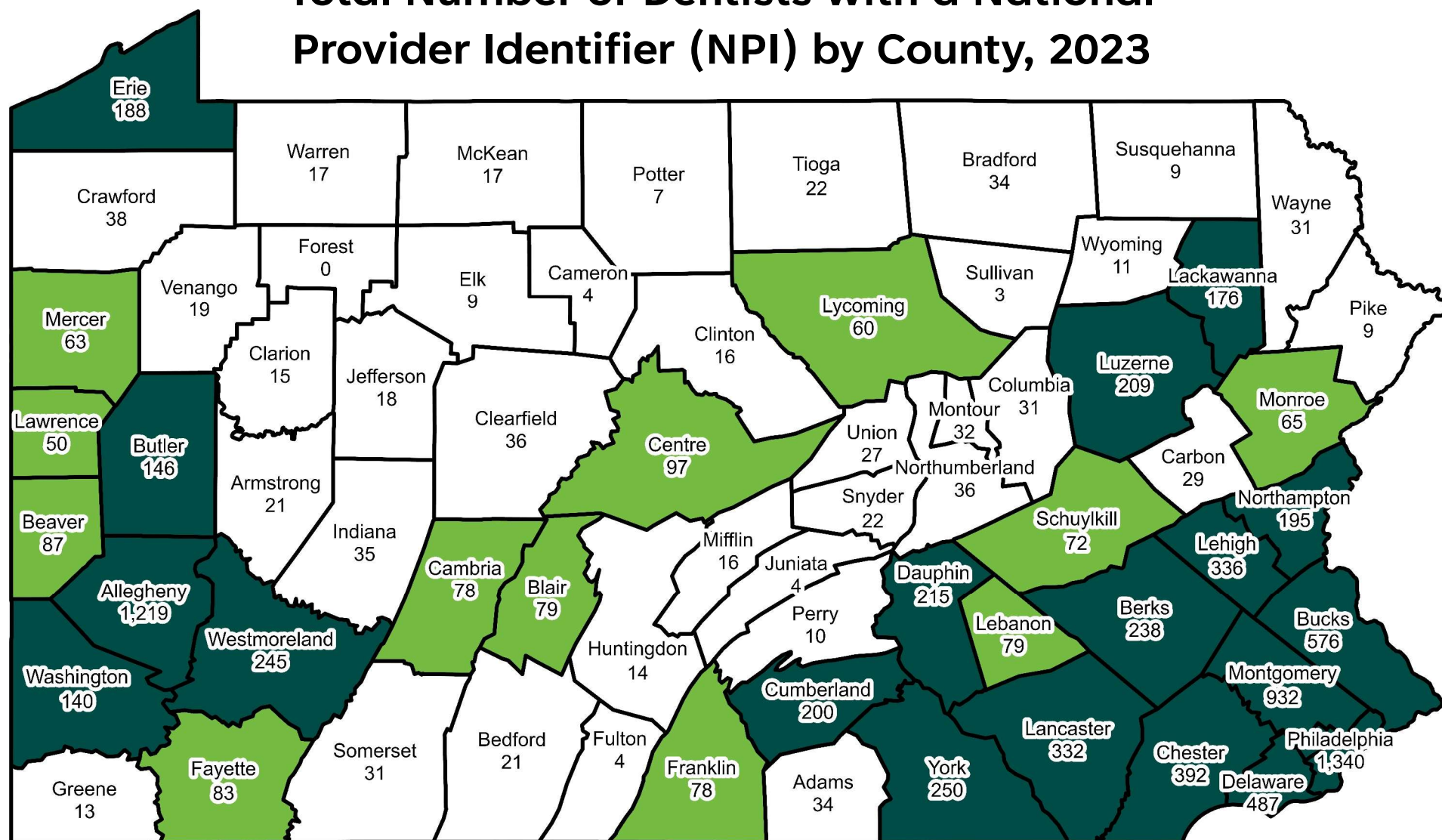
Statewide Population Density = 291 Persons per Square Land Mile, 2020

- 19 Urban Counties - Population Density At or Above Statewide Rate
- 48 Rural Counties - Population Density Below Statewide Rate

Current Landscape of Dental Providers in Pennsylvania



Total Number of Dentists with a National Provider Identifier (NPI) by County, 2023

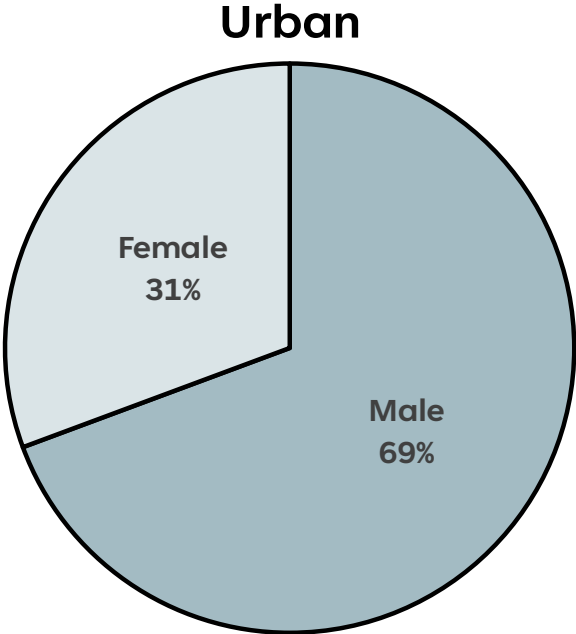
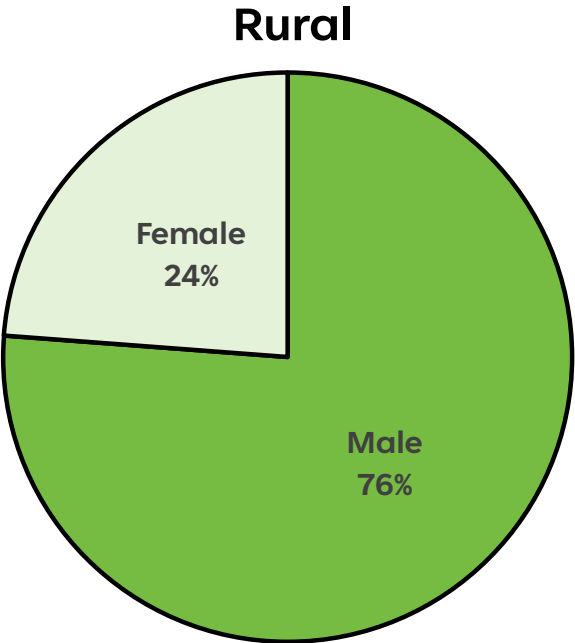
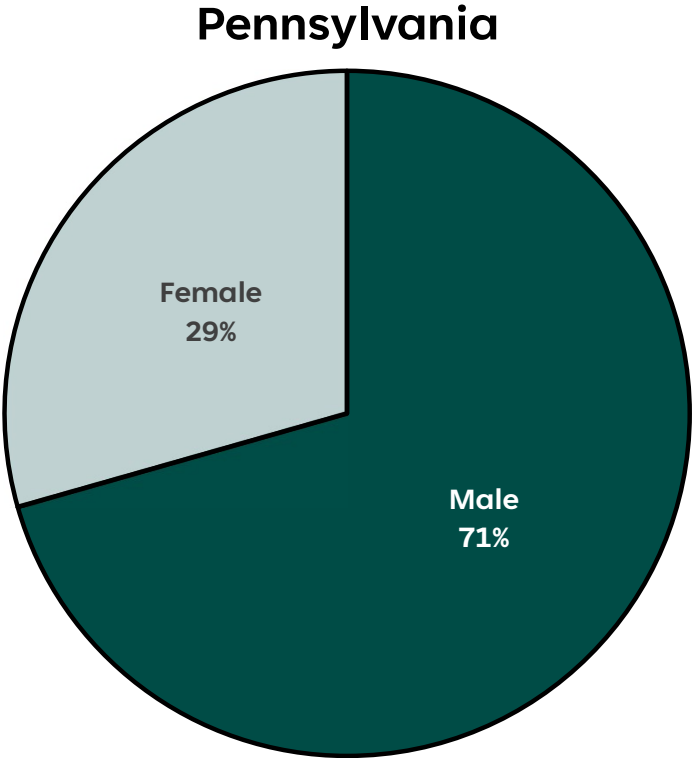


Statewide Total = 9,402 Dentists with an NPI

- <50 Dentists w/ NPI
- 50 to 99 Dentists w/NPI
- 100+ Dentists w/NPI

Note: The NPI is a unique identifier developed by CMS. Covered health care providers and all health plans and health care clearinghouses must use the NPIs in the administrative and financial transactions adopted under HIPAA. A dentist is a person qualified by a doctorate in dental surgery (D.D.S.) or dental medicine (D.M.D.), licensed by the state to practice dentistry, and practicing within the scope of that license. There is no difference between the two degrees: dentists who have a DMD or DDS have the same education.

Percent of Dentists with NPIs by Gender, 2023



Data Source: Health Resources & Services Administration

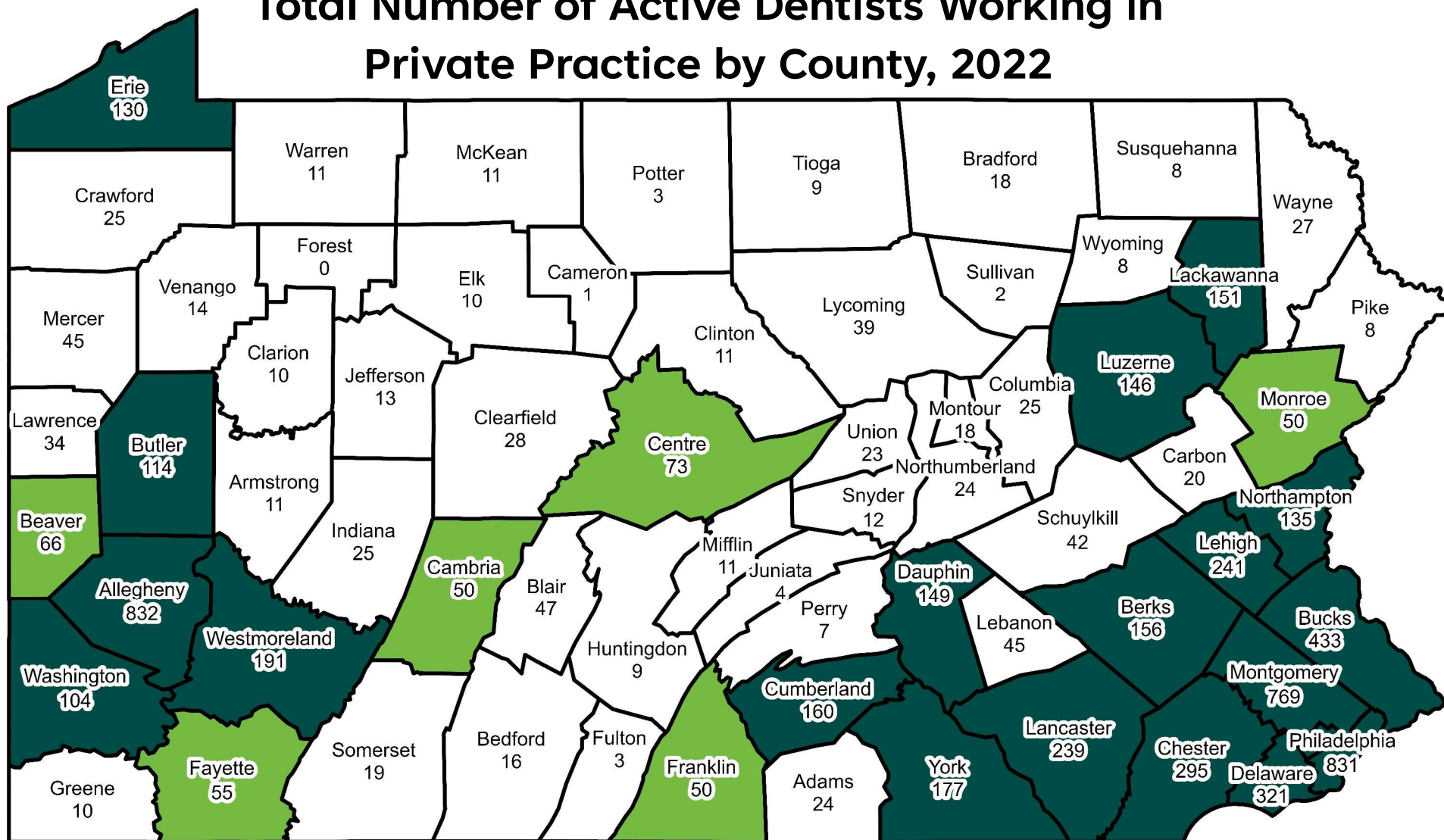
Total Number of Professionally Active Dentists by County, 2022

County	Total Number of Professionally Active Dentists
Adams	25
Allegheny	959
Armstrong	11
Beaver	73
Bedford	17
Butler	124
Blair	50
Cambridge	53
Bradford	21
Cambria	53
Clarion	10
Cameron	1
Crawford	26
Centre	78
Chester	328
Clearfield	30
Clinton	12
Columbia	25
Cumberland	175
Delaware	341
Dauphin	160
Franklin	53
Fayette	59
Fulton	3
Forest	0
Greene	11
Huntingdon	10
Indiana	25
Jefferson	13
Lackawanna	153
Lancaster	253
Lebanon	51
Lehigh	251
Luzerne	153
Lawrence	35
Lycoming	45
McKean	12
Merger	47
Montgomery	847
Monroe	54
Montour	26
Mifflin	11
Northampton	141
Northumberland	24
Perry	7
Pike	11
Potter	4
Pennsylvania	1,001
Snyder	13
Schuylkill	44
Somerset	21
Sullivan	3
Tioga	10
Union	26
Unlabeled	141
Unlabeled	153
Unlabeled	153
Unlabeled	175
Unlabeled	187
Unlabeled	203
Unlabeled	251
Unlabeled	253
Unlabeled	259
Unlabeled	261
Unlabeled	263
Unlabeled	265
Unlabeled	267
Unlabeled	269
Unlabeled	271
Unlabeled	273
Unlabeled	275
Unlabeled	277
Unlabeled	279
Unlabeled	281
Unlabeled	283
Unlabeled	285
Unlabeled	287
Unlabeled	289
Unlabeled	291
Unlabeled	293
Unlabeled	295
Unlabeled	297
Unlabeled	299
Unlabeled	301
Unlabeled	303
Unlabeled	305
Unlabeled	307
Unlabeled	309
Unlabeled	311
Unlabeled	313
Unlabeled	315
Unlabeled	317
Unlabeled	319
Unlabeled	321
Unlabeled	323
Unlabeled	325
Unlabeled	327
Unlabeled	329
Unlabeled	331
Unlabeled	333
Unlabeled	335
Unlabeled	337
Unlabeled	339
Unlabeled	341
Unlabeled	343
Unlabeled	345
Unlabeled	347
Unlabeled	349
Unlabeled	351
Unlabeled	353
Unlabeled	355
Unlabeled	357
Unlabeled	359
Unlabeled	361
Unlabeled	363
Unlabeled	365
Unlabeled	367
Unlabeled	369
Unlabeled	371
Unlabeled	373
Unlabeled	375
Unlabeled	377
Unlabeled	379
Unlabeled	381
Unlabeled	383
Unlabeled	385
Unlabeled	387
Unlabeled	389
Unlabeled	391
Unlabeled	393
Unlabeled	395
Unlabeled	397
Unlabeled	399
Unlabeled	401
Unlabeled	403
Unlabeled	405
Unlabeled	407
Unlabeled	409
Unlabeled	411
Unlabeled	413
Unlabeled	415
Unlabeled	417
Unlabeled	419
Unlabeled	421
Unlabeled	423
Unlabeled	425
Unlabeled	427
Unlabeled	429
Unlabeled	431
Unlabeled	433
Unlabeled	435
Unlabeled	437
Unlabeled	439
Unlabeled	441
Unlabeled	443
Unlabeled	445
Unlabeled	447
Unlabeled	449
Unlabeled	451
Unlabeled	453
Unlabeled	455
Unlabeled	457
Unlabeled	459
Unlabeled	461
Unlabeled	463
Unlabeled	465
Unlabeled	467
Unlabeled	469
Unlabeled	471
Unlabeled	473
Unlabeled	475
Unlabeled	477
Unlabeled	479
Unlabeled	481
Unlabeled	483
Unlabeled	485
Unlabeled	487
Unlabeled	489
Unlabeled	491
Unlabeled	493
Unlabeled	495
Unlabeled	497
Unlabeled	499
Unlabeled	501
Unlabeled	503
Unlabeled	505
Unlabeled	507
Unlabeled	509
Unlabeled	511
Unlabeled	513
Unlabeled	515
Unlabeled	517
Unlabeled	519
Unlabeled	521
Unlabeled	523</

<50 Active Dentists
 50 to 99 Active Dentists
 100+ Active Dentists

Center for
RURAL
Pennsylvania

Total Number of Active Dentists Working in Private Practice by County, 2022

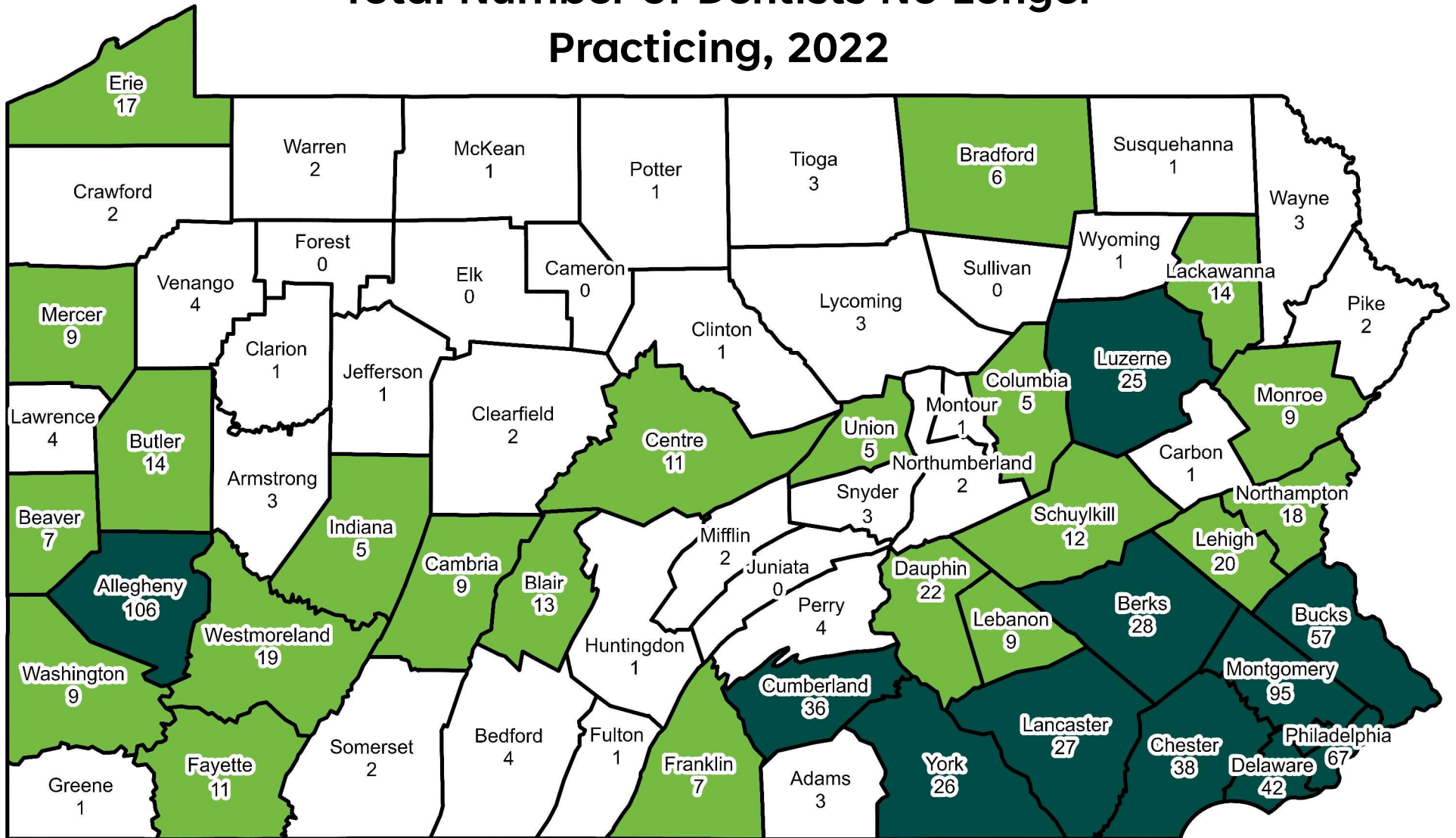


Statewide Total = 6,648 Dentists Working in Private Practice

- <50 Dentists in Private Practice
- 50 to 99 Dentists in Private Practice
- 100+ Dentists in Private Practice

91% of Dentists in Pennsylvania Work in Private Practice

Total Number of Dentists No Longer Practicing, 2022



Statewide = 858 Dentists No Longer Practicing

- <5 Dentists Not Practicing
- 5 to 24 Dentists Not Practicing
- 25+ Dentists Not Practicing

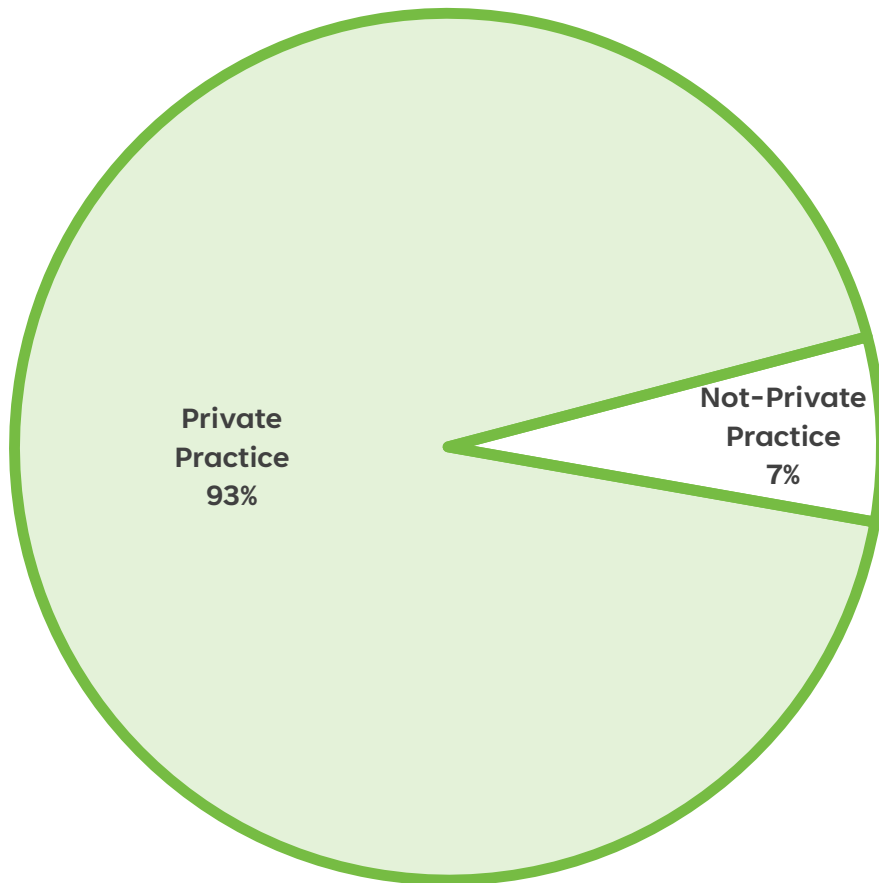




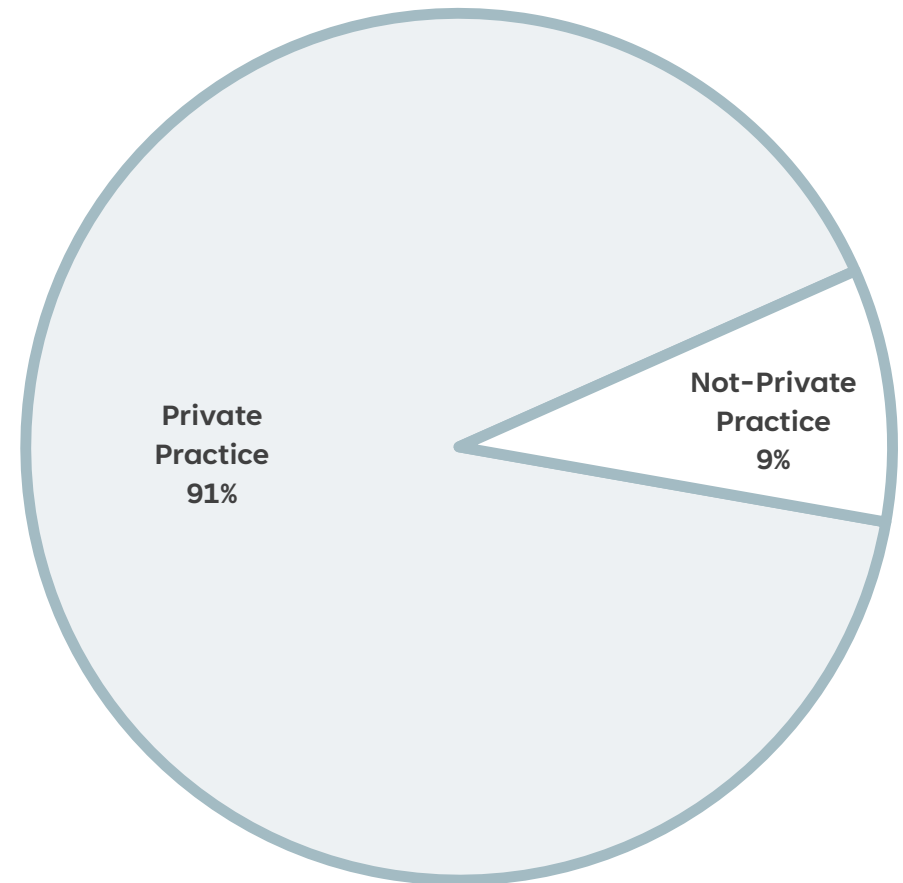
Percent of Active Dentists in Private Practice in Rural and Urban Pennsylvania, 2022



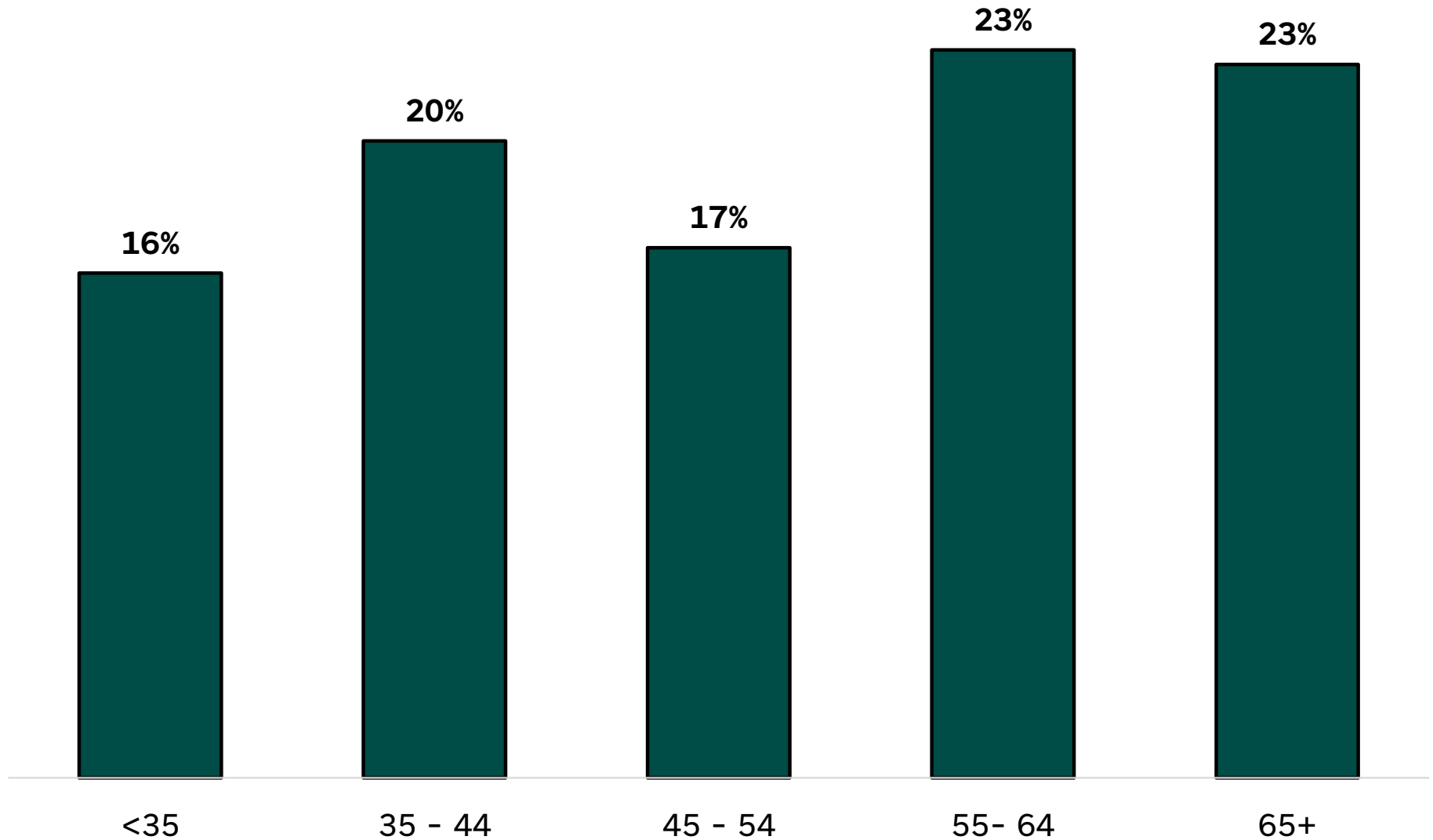
Rural



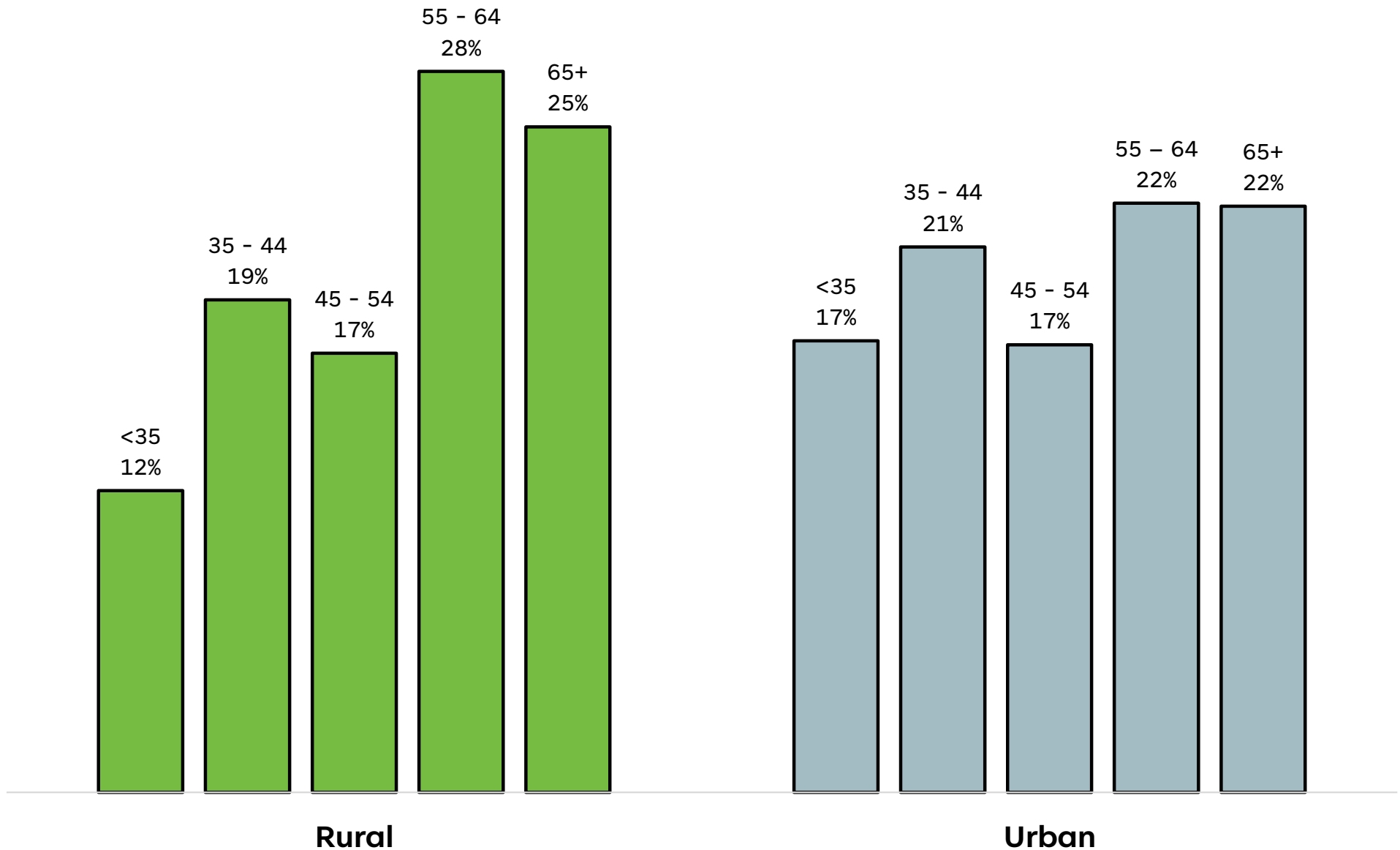
Urban



Ages of Active Dentists in Pennsylvania, 2022



Ages of Active Dentists in Rural and Urban Pennsylvania, 2022



A white, glossy model of a human tooth stands upright on a light blue surface. Two dental instruments are positioned behind the tooth: a curved explorer on the left and a dental mirror on the right. The background is a solid light blue.

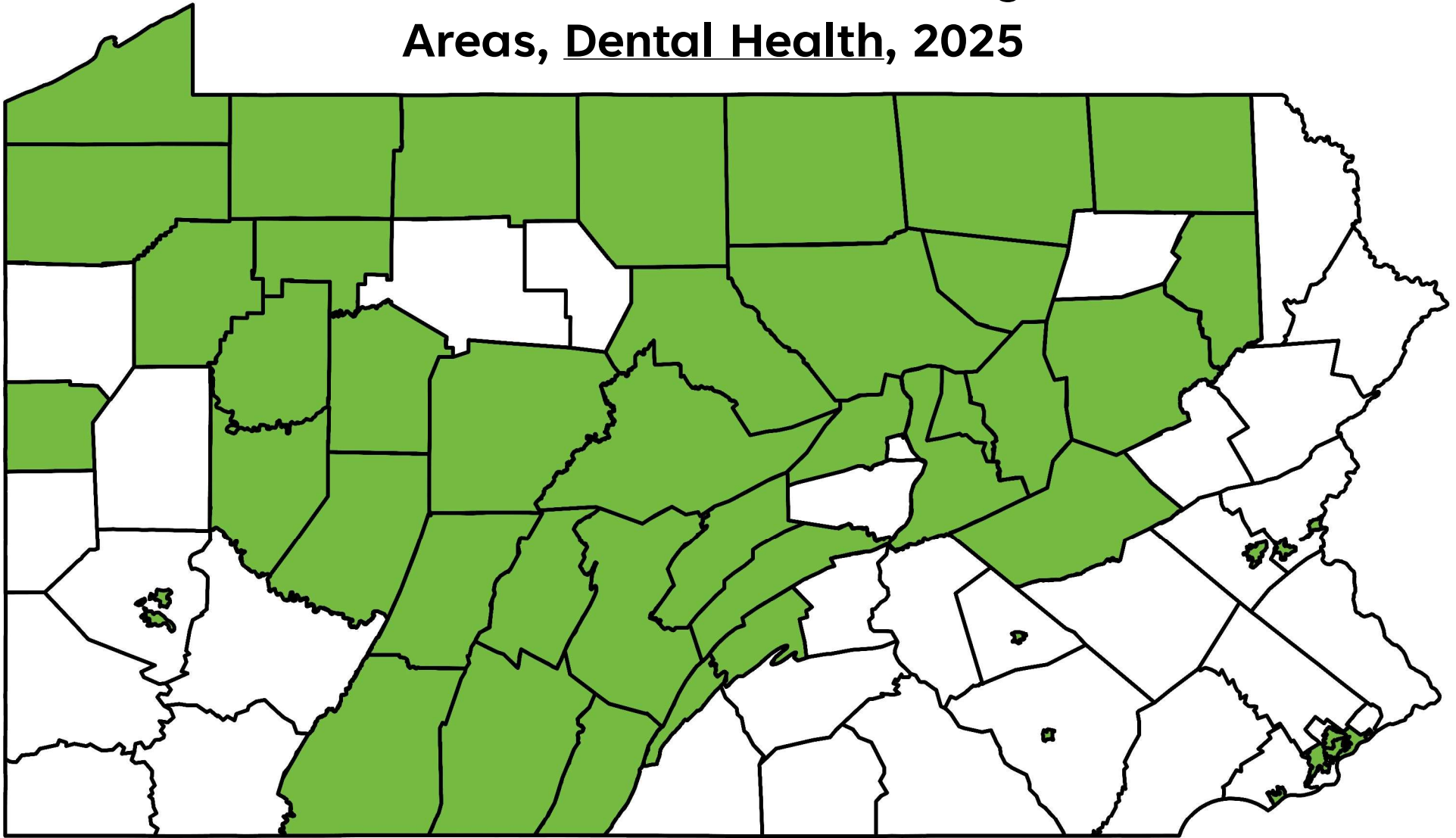
Designated Health Professional Shortage Areas – Dental Care

Health Professional Shortage Area Definition

A Health Professional Shortage Area (HPSA) is a geographic area, population group, or health care facility that has been designated by the Health Resources and Services Administration (HRSA) as having a shortage of health professionals. There are three categories of HPSAs: 1. Primary Care 2. Dental Health 3. Mental Health

Type of HPSA	Definition
Geographic HPSA	A shortage of providers for an entire group of people within a defined geographic area
Population HPSA	A shortage of providers for a specific group of people within a defined geographic area. Examples include low-income populations, homeless populations, and migrant farmworker populations.
Facility HPSA	Correctional Facility, State/County Mental Hospital, FQHCs, FQHCs Look-Alikes, Certified Rural Health Clinics, etc.

Health Professional Shortage Areas, Dental Health, 2025

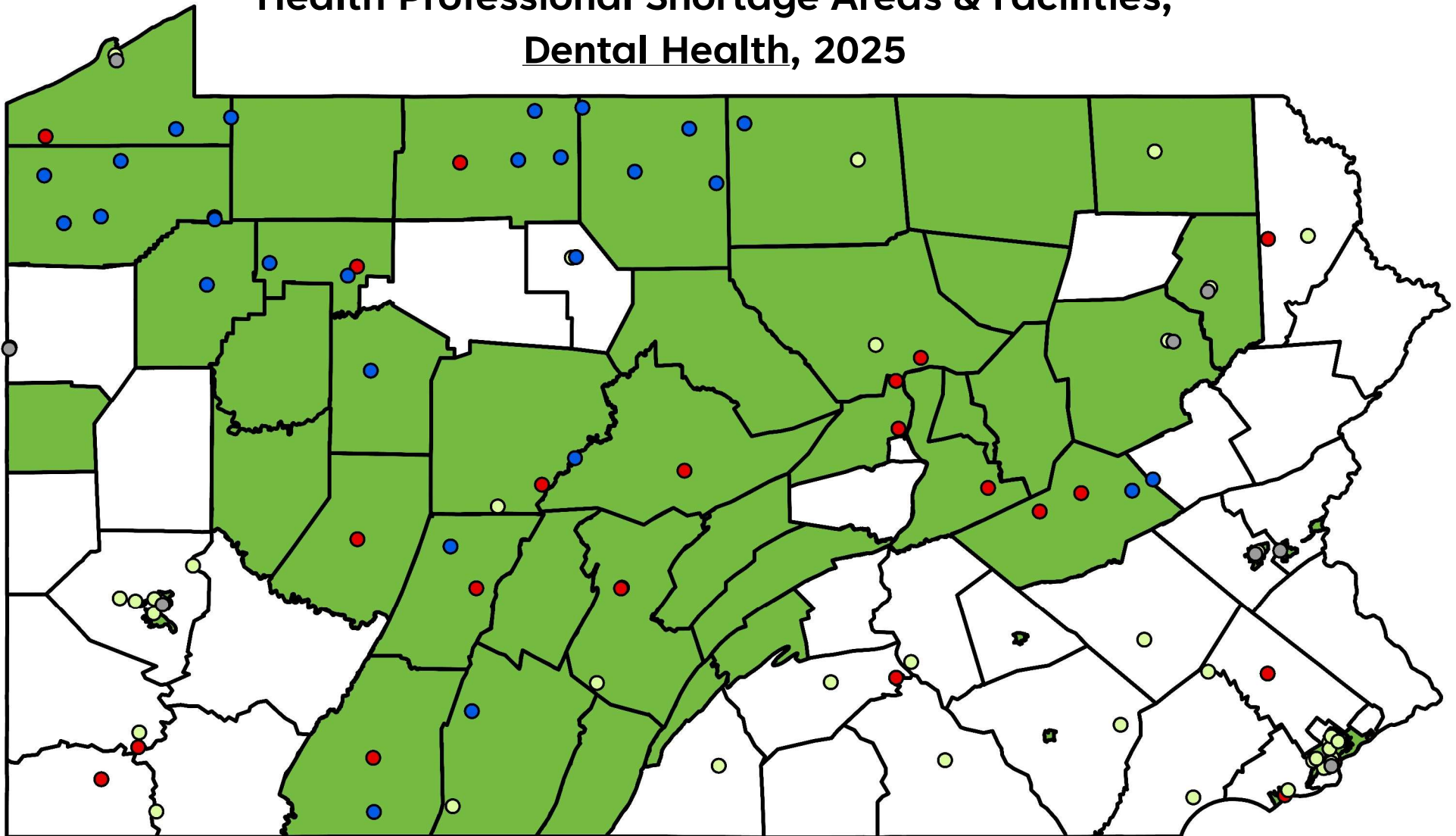


Statewide Designated Dental Health HPSAs = 48

 HPSA Population

	# of HPSAs
<i>Rural</i>	32
<i>Urban</i>	16

Health Professional Shortage Areas & Facilities, Dental Health, 2025




Statewide Designated HPSA Facilities in Dental Health = 100

- Correctional Facility (n=23)
- Federally Qualified Health Center (n=42)
- Federally Qualified Health Center Look A Like (n=8)
- Rural Health Clinic (n=27)

■ HPSA Population (n=48)

	# of HPS Facilities
Rural	56
Urban	44



Thank You

Kaitlyn Goode, Data Visualization Specialist, kgoode@rural.pa.gov

Laura R. Dimino, Ph.D., Assistant Director, ldimino@rural.pa.gov